

Model SP 1 G_CE


Collection composed of two satin white glass discs of different diameters, which can be combined together or used individually with a third element at the base that houses the two integrated LED sources designed for dual switching. These elements, which can be arranged in various configurations, are connected by electrical cables along which the glass diffusers used in pairs or individually can be positioned at the desired height, creating ever-changing compositions and visual balance.

GLASS FINISH




BCST
white matt

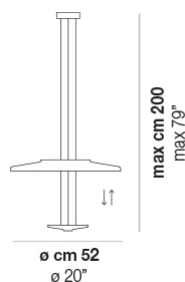
FRAME FINISH



AVS
matt steel



NNS
matt black nickel



DIONE SP 1G BCST AVS L22 CE

LIGHT SOURCES

1x12+14W 220-240V 50/60Hz LED 2700K 12W+14W 3500 DIM2 Phase Cut
1x12+14W 220-240V 50/60Hz LED 2700K 12W+14W 3500 DIM3 0-10V Push
1x12+14W 220-240V 50/60Hz LED 3000K 12W+14W 3500 DIM2 Phase Cut
1x12+14W 220-240V 50/60Hz LED 3000K 12W+14W 3500 DIM3 0-10V Push

TECH DATA

IP20

VOLUME: Mc 0,18

PACKAGE: N.2

NET WEIGHT: Kg 4,80

GROSS WEIGHT: Kg 8,00

CERTIFICATIONS

EU Cert



International Cert